



Online Data sheet

Encoder WDGA 36J CANopen

www.wachendorff-automation.com/wdga36jcan

Wachendorff Automation

... systems and encoders

- Complete systems
- Industrial rugged encoders to suit your application
- Standard range and customer versions
- Maximum permissible loads
- 48-hour express production
- Made in Germany
- Worldwide distributor network

Encoder WDGA 36J absolute CANopen magnetic, with EnDra®-Technology



EnDra®
Technologie

CANopen®

- Protection rating: IP67 + IP69K, (high pressure / steam cleaning)
- EnDra®: maintenance-free and environmentally friendly
- CANopen, Single-turn and Multi-turn
- Communication Profile according to CiA 301
- Device Profile for encoder CiA 406 V3.2 class C2
- Single-turn/Multi-turn (16 bit / 43 bit)
- Forward-looking technology with 32 Bit processor
- 2-colour-LED as indicator for operating condition and error message appropriate CiA 303-3

www.wachendorff-automation.com/wdga36jcan

Mechanical Data

Housing

Flange	servo flange
Flange material	aluminum
Housing cap	stainless steel
Housing	Ø 36 mm

Shaft(s)

Shaft material	stainless steel
Starting torque	approx. 1 Ncm at ambient temperature

Shaft	Ø 10 mm
Shaft length	L: 20 mm
Max. Permissible shaft loading radial	300 N
Max. Permissible shaft loading axial	300 N

Bearings

Bearings type	2 precision ball bearings
Nominal service life	5 x 10 ⁸ revs. at 100 % rated shaft load 5.44 x 10 ⁹ revs. at 40 % rated shaft load 3.1 x 10 ¹⁰ revs. at 20 % rated shaft load
Max. operating speed	12000 rpm

Machinery Directive: basic data safety integrity level

MTTF _d	1000 a
Mission time (TM)	20 a
Nominal service life (L10h)	3.1 x 10 ¹⁰ revs. at 20 % rated shaft load and 12000 rpm
Diagnostic coverage (DC)	0 %

Electrical Data

Power supply/Current consumption	4,75 VDC up to 32 VDC: typ. 50 mA
Power consumption	max. 0.5 W

Sensor data

Single-turn technology	innovative hall sensor technology
Single-turn resolution	65,536 steps/360° (16 bit)
Single-turn accuracy	± 0.0878° (12 bit)
Single-turn repeat accuracy	± 0.0878° (12 bit)
Internal cycle time	600 µs
Multi-turn technology	patented EnDra® technology no battery and no gear.

Multi-turn resolution	up to 32 bit with high precision value up to 43 bit.
-----------------------	--

Environmental data

ESD (DIN EN 61000-4-2):	8 kV
Burst (DIN EN 61000-4-4):	2 kV
Includes EMC:	DIN EN 61000-6-2 DIN EN 61000-6-3 DIN EN 61326-1
Vibration: (DIN EN 60068-2-6)	300 m/s ² (10 Hz up to 2000 Hz)
Shock: (DIN EN 60068-2-27)	5000 m/s ² (6 ms)
Design:	According DIN VDE 0160
Turn on time:	<1,5 s

Duty information

Customs tariff number:	90318020
Country of origin:	Germany

Interface

Interface:	CAN
Protocol:	CANopen <ul style="list-style-type: none"> • Communication profil CiA 301 • Device Profile for encoder CiA 406 V3.2 class C2
Node number:	1 up to 127 (default 127)
Baud rate:	10 kBaud up to 1 MBaud with automatic bit rate detection.
Advice:	The standard settings as well as any customization in the software can be changed via LSS (CiA 305) and the SDO protocol, e. g. PDOs, Scaling, Heartbeat, Node-ID, Baud rate, etc.
Programmable CAN transmission modes:	Synchronous mode: when a synchronisation telegram (SYNC) is received from another bus node, PDOs are transmitted independently. Asynchronous mode: a PDO message is triggered by an internal event. (e.g. change of measured valued, internal timer, etc.)

General Data

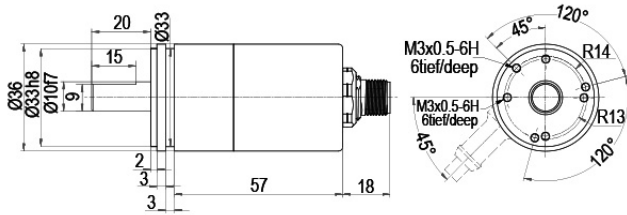
Weight	approx. 112 g
Connections	cable or connector outlet
Protection rating (EN 60529)	IP67+IP69K all around
Operating temperature	-40 °C up to +85 °C
Storage temperature	-40 °C up to +100 °C

More Information

General technical data and safety instructions
<http://www.wachendorff-automation.com/gtd>

Options
<http://www.wachendorff-automation.com/acc>

Connector, M12x1 CB5 axial, 5-pin

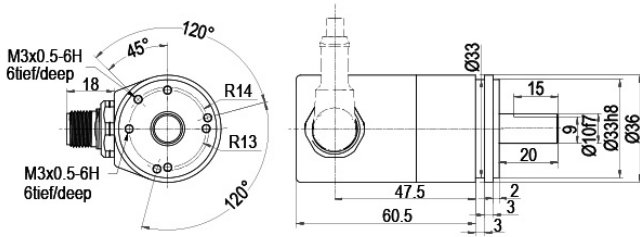


Description

CB5 axial, 5-pin, shield connected to encoder housing

Assignments	
	<p style="text-align: center;">CB5</p>
(+) Vcc	2
GND	3
CANHigh	4
CANLow	5
CANGND shield	1

Connector, M12x1 CC5 radial, 5-pin

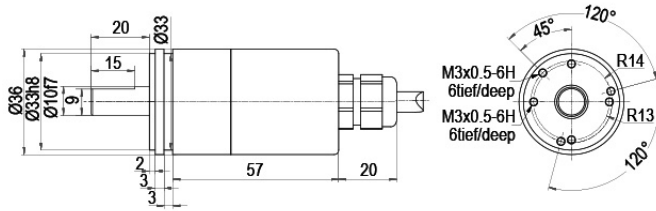


Description

CC5 radial, 5-pin, shield connected to encoder housing

Assignments	
	CC5
(+) Vcc	2
GND	3
CANHigh	4
CANLow	5
CANGND shield	1

Cable connection, L2 axial with 2 m cable

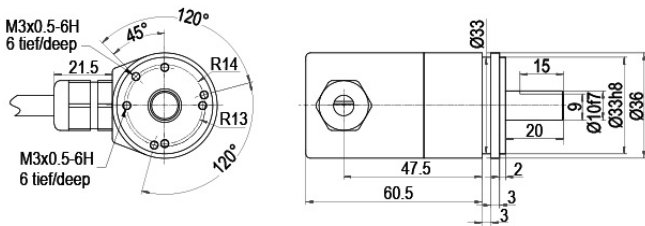


Description

L2 axial, shield connected to encoder housing

Assignments	
	L2
(+) Vcc	BN
GND	WH
CANHigh	GN
CANLow	YE
CANGND shield	shield

Cable connection, L3 radial with 2 m cable



Description

L3 radial, shield connected to encoder housing

Assignments	
	L3
(+) Vcc	BN
GND	WH
CANHigh	GN
CANLow	YE
CANGND shield	shield

Options

120 Ohm terminating resistor

Order key


The encoder WDGA 36J CANopen is also available with fixed 120 Ohm terminating resistor.

AEO

Example Order No.	Type	Your encoder	
WDGA 36J	WDGA 36J	WDGA 36J	
	Shaft	Order key	
10	Ø 10 mm	10	
	Single-turn Resolution	Order key	
12	Single-turn resolution 1 bit up to 16 bit: (e. G. 12 bit)	12	
	Multi-turn Resolution	Order key	
18	Multi-turn resolution: (examples) 18 bit = 18 43 bit = 43 no Multiturn = 00	18	
	Data protocol	Order key	
CO	CANopen	CO	
	Software	Order key	
A	up to date release	A	
	Code	Order key	
B	binary	B	
	Power supply	Order key	
0	4.75 V up to 32 V (standard)	0	
	Galvanic isolation	Order key	
0	no	0	
	Electrical connections	Order key	
CB5	Cable:		
	axial, shield connected to encoder housing, with 2 m cable	L2	
	radial, shield connected to encoder housing, with 2 m cable	L3	
	Connector:		
	sensor-connector, M12x1, 5-pin, axial, shield connected to encoder housing	CB5	
	sensor-connector, M12x1, 5-pin, radial, shield connected to encoder housing	CC5	
	Options	Order key	
	Without option	Empty	
	120 Ohm terminating resistor	AEO	

Example Order No.	WDGA 36J	10	12	18	CO	A	B	0	0	CB5	
--------------------------	----------	----	----	----	----	---	---	---	---	-----	--

WDGA 36J											Example Order No.
----------	--	--	--	--	--	--	--	--	--	--	--------------------------



For further information please contact our local distributor.
Here you find a list of our distributors worldwide.
<https://www.wachendorff-automation.com/contact-sales-en/>

WACHENDORFF

Wachendorff Automation GmbH & Co. KG
Industriestrasse 7 • 65366 Geisenheim
Germany

Phone: +49 67 22 / 99 65 25
E-Mail: wdg@wachendorff.de
www.wachendorff-automation.de

