

WACHENDORFF

The Encoder Experts

Encoders WDGI optical the incremental industry standard



wachendorff-automation.com/encoders-inc

- Die-cast aluminium housing, powder coated
- Maximum bearing loads of up to 500 N, axial / radial
- Self-adhesive membrane
- High output frequency 600 kHz / 2 MHz
- Extended operating temperature -40 °C to +85 °C



Industrie ROBUST

WDGI encoder

... the incremental industry standard



For more than 35 years, Wachendorff Automation has been developing systems and encoders for global use in a wide variety of applications in the fields of mechanical / plant engineering, lift construction, mobile machines and renewable energies. The more than 1,250 customer variants we have implemented clearly demonstrate our high degree of flexibility and absolute customer focus. Since we attach such a great deal of importance to mechanical and electrical stability, we offer a five-year guarantee.

WDG has become WDGI

Wachendorff Automation has completely revised the incremental encoders of the WDG series, which are based on the 58 mm design size industry standard.

This can only mean one thing: WDG has become WDGI.

Modern industrial design and further enhanced technical properties

But it's the enhanced benefits for you as a user that really matter. In addition to a modern design, we have attached a great deal of importance to improving key technical properties.

Extended temperature range:

The operating temperature range of the WDGI standard encoder with connector outlet has been expanded to temperatures of between -40 °C and +85 °C. This extended temperature range can be implemented as an option for encoders with cable outlet, thereby widening the possible range of applications without shortening the encoder's service life.

Maximum pulse frequencies: 600 kHz to 2 MHz

The WDGI encoders offer the option of working at pulse rates from 1,200 ppr with pulse frequencies of up to 600 kHz (TTL) or 2 MHz (HTL). Consequently, high pulse rates can be deployed at high speeds, considerably increasing the machine's measurement accuracy at high throughput rates.

Maximum bearing loads: 500 N

The WDGI58D heavy-duty variant offers an up to 25 % higher potential bearing load than its predecessor model as standard. This translates into 500 N in both an axial and a radial load direction. The encoder therefore also has sufficient reserves even when faced with extreme shaft loads, which is decisive for a long service life. A long tool life and low maintenance costs are guaranteed.

New option: self-adhesive membrane

This membrane guarantees that the encoder is highly reliable, even when temperatures change quickly – during use in mobile work machines or generally in high air humidity, for example. In spite of the membrane, the encoders retain their high protection class of up to IP67 and are still resistant to harsh environmental conditions.

Choice of materials and processing with a view to environmental compatibility

The newly designed encoder cover is made of die-cast aluminium. So, unlike the die-cast zinc cover which is commonly used on the market, the housing's eco-friendly powder coating can be maintained. Customers can therefore choose the colour they'd like with a clear conscience.







Evidence of our experience down to the smallest of details







A special feature derived from customer requests is the eyelet integrated in the housing cover, to which a labelling strip can be attached (e.g. to identify the system / location).

A summary of the key properties:


- Robust standard industrial encoder
- Die-cast aluminium housing with particularly eco-friendly powder coating
- Up to 25,000 pulses thanks to high-quality electronics
- Protection class of IP67; shaft seal to IP65
- Immunity to interference
- Extremely high bearing load:
 - up to 500 N in axial / radial direction
- Maximum mechanical and electrical safety
- Full connection protection at 10 VDC up to 30 VDC
- High output frequency of up to 600 kHz / 2 MHz
- Operating temperature with connector outlet:
 - 40 °C to +85 °C
- Optional: pressure compensation membrane



Incremental shaft encoders						
						
Type	WDGI 58A	WDGI 58B	WDGI 58C	WDGI 58D	WDGI 58K	WDGI 63B
Flange	Synchro flange	Clamping flange	Synchro flange	Clamping flange		
Resolution	up to 25.000 PPR					
Housing material	Die-cast aluminium, powder-coated					
Dimensions housing	Ø 58 mm, L 42 mm					Ø 63.5 mm, 2.5", L 45 mm, 1.772"
Shaft material	Stainless steel					
Shaft dimensions	Ø 6 mm, L 12 mm	Ø 10 mm, L 20 mm		Ø 12 mm, L 25 mm	Ø 6 mm, L 20 mm	Ø 9.525 mm, 3/8", L 22.3 mm, 0.878"
Operating speed	max. 10.000 min ⁻¹			max. 8,000 min ⁻¹		
Permissible shaft loading	max. 125 N radial, max. 70 N axial	max. 220 N radial, max. 120 N axial	max. 200 N radial, max. 120 N axial	max. 500 N radial, max. 500 N axial	max. 80 N radial, max. 50 N axial	max. 220 N radial, max. 120 N axial
Output circuit	TTL, RS422 compatible, HTL, 1 Vpp sin/cos					
Output channels	AB, ABN and inverted signals					
Output frequency	up to 2 MHz					
Operating voltage	4,75 VDC up to 5,5 VDC 10 VDC up to 30 VDC 5 VDC up to 30 VDC					
Operating temperature	Connector outlet: -40 °C to +85 °C Cable outlet: -20 °C to +80 °C (optional: -40 °C to +85 °C) 1 Vpp: -10 °C to +70 °C					
Protection class	IP67; shaft sealed to IP65	IP67; shaft sealed to IP65 (optional: IP67 all around)	IP67; shaft sealed to IP65		IP67; shaft sealed to IP65 (optional: IP67 all around)	
wachendorff-automation.com	/wdgi58a	/wdgi58b	/wdgi58c	/wdgi58d	/wdgi58k	/wdgi63b

Incremental shaft encoders					Incr. hollow shaft encoders	
						
Type	WDGI 63Q	WDGI 67Q	WDGI 70B	WDGI 115M/T	WDGI 58E	WDGI 58H
Resolution	Square flange		Clamping flange	Tacho flange	Hollow bore (blind)	Thru-Bore
Auflösung	up to 25.000 PPR					
Housing material	Die-cast aluminium, powder-coated					
Dimensions housing	□ 63.5 mm, 2.5", L 45 mm, 1.772"	□ 67.3 mm, 2.65", L 45 mm, 1.772"	Ø 70 mm, L 47 mm	Ø 115 mm, L 49 mm	Ø 58 mm, L 40 mm	
Shaft material	Stainless steel					
Shaft dimensions	Ø 9.525 mm, 3/8", L 22.3 mm, 0.878"		Ø 12 mm, L 26 mm	M: Ø 11 mm, L 33 mm T: Ø 10 mm, L 25 mm	Ø 8, 10, 12, 15 mm	Ø 8, 10, 12, 14 mm und 1/2" (12.7 mm)
Operating speed	max. 8,000 min ⁻¹					
Permissible shaft loading	max. 220 N radial, max. 120 N axial		max. 200 N radial, max. 150 N axial	max. 200 N radial, max. 120 N axial	max. 80 N radial, max. 60 N axial	
Output circuit	TTL, RS422 compatible, HTL, 1 Vpp sin/cos					
Output channels	AB, ABN and inverted signals					
Output frequency	up to 2 MHz					
Operating voltage	4,75 VDC up to 5,5 VDC 10 VDC up to 30 VDC 5 VDC up to 30 VDC					
Operating temperature	Connector outlet: -40 °C to +85 °C Cable outlet: -20 °C to +80 °C (optional: -40 °C to +85 °C) 1 Vpp: -10 °C to +70 °C					
Protection class	IP67; shaft sealed to IP65 (optional: IP67 all around)				IP67; shaft sealed to IP65	IP65
wachendorff-automation.com	/wdgi63q	/wdgi67q	/wdgi70b	/wdgi115m/wdgi115t	/wdgi58e	/wdgi58h

Always the ideal solution – with the modular design principle



Know-how in the application

- The variety of applications, adapted design and extensive construction type tests
- High protection class of up to IP67 + IP69K

Perfect communication

- square-wave or sine/cosine
- PROFIBUS
- PROFINET / EtherCAT / EtherNet/IP
- Universal IE
- CANopen / CANopen LIFT / SAE J1939
- SSI / RS485

Wear-free and intelligent

- Contactless; optical or magnetic
- Highly integrated electronics

Durable and reliable

- Wide temperature range: -40 °C to +85 °C
- Vibration- and shock-proof
- High bearing loads of up to 500 N

Designed for harsh everyday use

- 400 standards and guidelines
- 100 construction type tests, incl. HALT
- More than 35 years of experience
- 25 company standards
- One solution for your application

Individual, yet a series product

- Multitude of connector / cable variants as standard: M12, M16, etc.
- Easily adapted to your application
- Mechanics, logistics and assembly
- Certified pursuant to ISO 9001

Shaping innovation together

- Many years of competent application advice
- Sustainable and systematic: ISO-certified
- „Made in Germany“; five-year guarantee


Together with the Wachendorff Group, Wachendorff Automation develops and manufactures robust rotary encoders and systems for use in industrial and automotive applications.

Extensive construction type tests performed at the same time as the development process demonstrably guarantee

reliable and durable use in many branches of industry and mean that mobile work machines can be put to use in the harshest of environmental conditions.

The software-controlled production process ensures that each individual device is fully traceable. There are more than 1,250 series solutions in use around the world.

Our Product Management and R&D teams look forward to working with you!



Any Questions? Just call us at +49 (0) 67 22 / 99 65 414, send us an E-Mail to support-wa@wachendorff.de or call your local distributor: www.wachendorff-automation.com/distri

WACHENDORFF

The Encoder Experts

Wachendorff Automation GmbH & Co. KG
 Industriestrasse 7 • D-65366 Geisenheim

Tel.: +49 (0) 67 22 / 99 65 - 25
 E-Mail: wdg@wachendorff.de
 www.wachendorff-automation.com



2024

Your distributor: