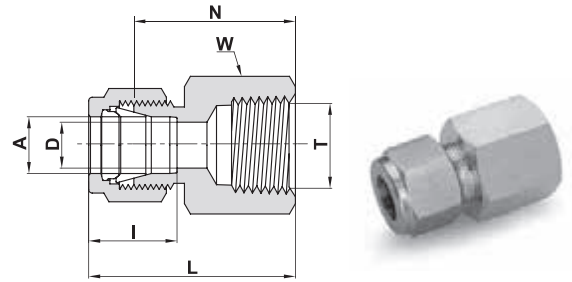


766 L FEMALE CONNECTOR



TUBE (METRIC) TO FEMALE NPT THREAD

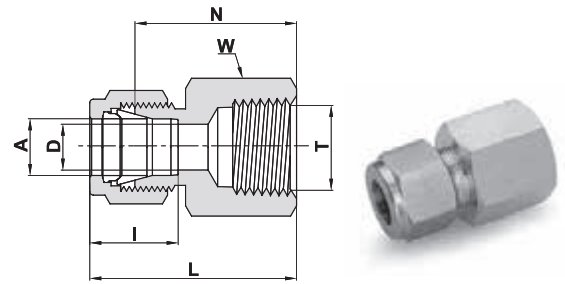
Ordering Information	A	T	D	W	N	L	I
	Tube O.D. mm	(NPT) inch	mm	Hex. Flat mm	mm	mm	mm
766L _ 3 X 1/8	3	1/8	2.4	14	22.1	28.7	12.9
766L _ 3 X 1/4	3	1/4	2.4	19	26.9	33.5	12.9
766L _ 4 X 1/8	4	1/8	2.4	14	23.1	29.7	13.7
766L _ 6 X 1/8	6	1/8	4.8	14	23.9	31.3	15.3
766L _ 6 X 1/4	6	1/4	4.8	19	28.4	35.8	15.3
766L _ 6 X 3/8	6	3/8	4.8	22	30.2	37.6	15.3
766L _ 6 X 1/2	6	1/2	4.8	27	35.1	42.5	15.3
766L _ 8 X 1/8	8	1/8	6.4	15	24.6	32.1	16.2
766L _ 8 X 1/4	8	1/4	6.4	19	29.5	37.0	16.2
766L _ 8 X 3/8	8	3/8	6.4	22	31.0	38.5	16.2
766L _ 8 X 1/2	8	1/2	6.4	27	35.8	43.3	16.2
766L _ 10 X 1/4	10	1/4	7.9	19	30.2	37.8	17.2
766L _ 10 X 3/8	10	3/8	7.9	22	31.8	39.4	17.2
766L _ 10 X 1/2	10	1/2	7.9	27	36.6	44.2	17.2
766L _ 12 X 1/4	12	1/4	9.5	22	30.2	40.3	22.8
766L _ 12 X 3/8	12	3/8	9.5	22	31.8	41.9	22.8
766L _ 12 X 1/2	12	1/2	9.5	27	36.6	46.7	22.8
766L _ 15 X 1/2	15	1/2	11.9	27	36.6	46.7	24.4
766L _ 16 X 1/2	16	1/2	12.7	27	36.8	46.9	24.4
766L _ 20 X 1/2	20	1/2	15.9	30	37.8	47.9	26.0
766L _ 20 X 3/4	20	3/4	15.9	35	39.6	49.7	26.0
766L _ 22 X 3/4	22	3/4	18.3	35	39.6	49.7	26.0
766L _ 22 X 1	22	1	18.3	41	47.8	57.9	26.0
766L _ 25 X 3/4	25	3/4	21.8	35	41.1	53.4	31.3
766L _ 25 X 1	25	1	21.8	41	50.0	62.3	31.3

"D" - Dimension is minimum opening. Dimensions are for reference only, and are subject to change without notice.

Cont'd next page

766 L FEMALE CONNECTOR

(Cont'd)



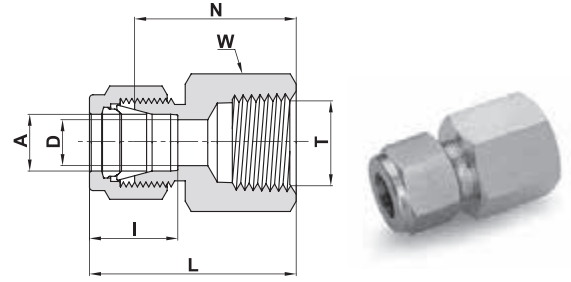
TUBE (INCH) TO FEMALE NPT THREAD

Ordering Information	A Tube O.D.		T (NPT)	D		W Hex Flat	N		L		I	
	inch	mm	inch	inch	mm	inch	inch	mm	inch	mm	inch	mm
766L _ 1/16 X 1/16	1/16	1.58	1/16	.05	1.27	7/16	.78	19.81	.93	23.62	.34	8.6
766L _ 1/16 X 1/8	1/16	1.58	1/8	.05	1.27	9/16	.81	20.57	.96	24.38	.34	8.6
766L _ 1/8 X 1/8	1/8	3.17	1/8	.09	2.28	9/16	.87	22.10	1.13	28.70	.50	12.7
766L _ 1/8 X 1/4	1/8	3.17	1/4	.09	2.28	3/4	1.06	26.92	1.32	33.52	.50	12.7
766L _ 3/16 X 1/8	3/16	4.76	1/8	.12	3.04	9/16	.91	23.11	1.17	29.71	.54	13.7
766L _ 1/4 X 1/8	1/4	6.35	1/8	.19	4.82	9/16	.94	23.87	1.23	31.24	.60	15.2
766L _ 1/4 X 1/4	1/4	6.35	1/4	.19	4.82	3/4	1.12	28.44	1.41	35.81	.60	15.2
766L _ 1/4 X 3/8	1/4	6.35	3/8	.19	4.82	7/8	1.19	30.22	1.48	37.59	.60	15.2
766L _ 1/4 X 1/2	1/4	6.35	1/2	.19	4.82	1 1/16	1.38	35.00	1.67	42.42	.60	15.2
766L _ 5/16 X 1/8	5/16	7.93	1/8	.25	6.35	9/16	.97	24.63	1.26	32.00	.64	16.2
766L _ 5/16 X 1/4	5/16	7.93	1/4	.25	6.35	3/4	1.16	29.46	1.45	36.83	.64	16.2
766L _ 3/8 X 1/8	3/8	9.52	1/8	.28	7.11	5/8	1.00	25.40	1.29	32.76	.66	16.8
766L _ 3/8 X 1/4	3/8	9.52	1/4	.28	7.11	3/4	1.19	30.22	1.48	37.59	.66	16.8
766L _ 3/8 X 3/8	3/8	9.52	3/8	.28	7.11	7/8	1.25	31.75	1.54	39.11	.66	16.8
766L _ 3/8 X 1/2	3/8	9.52	1/2	.28	7.11	1 1/16	1.44	36.57	1.73	43.94	.66	16.8
766L _ 3/8 X 3/4	3/8	9.52	3/4	.28	7.11	1 5/16	1.59	40.40	1.88	47.75	.66	16.8
766L _ 1/2 X 1/4	1/2	12.70	1/4	.41	10.41	13/16	1.19	30.22	1.59	40.38	.90	22.9
766L _ 1/2 X 3/8	1/2	12.70	3/8	.41	10.41	7/8	1.25	31.75	1.65	41.91	.90	22.9
766L _ 1/2 X 1/2	1/2	12.70	1/2	.41	10.41	1 1/16	1.44	36.57	1.84	46.73	.90	22.9
766L _ 1/2 X 3/4	1/2	12.70	3/4	.41	10.41	1 5/16	1.50	38.10	1.90	48.26	.90	22.9
766L _ 5/8 X 3/8	5/8	15.87	3/8	.50	12.70	15/16	1.25	31.75	1.65	41.91	.96	24.4
766L _ 5/8 X 1/2	5/8	15.87	1/2	.50	12.70	1 1/16	1.44	36.57	1.84	46.73	.96	24.4
766L _ 5/8 X 3/4	5/8	15.87	3/4	.50	12.70	1 5/16	1.50	38.10	1.90	48.26	.96	24.4
766L _ 3/4 X 1/2	3/4	19.05	1/2	.62	15.75	1 1/16	1.44	36.57	1.84	46.73	.96	24.4
766L _ 3/4 X 3/4	3/4	19.05	3/4	.62	15.75	1 5/16	1.50	38.10	1.90	48.26	.96	24.4
766L _ 7/8 X 3/4	7/8	22.22	3/4	.72	18.28	1 5/16	1.56	39.62	1.96	49.78	1.02	25.9
766L _ 1 X 3/4	1	25.40	3/4	.88	22.35	1 3/8	1.62	41.14	2.10	53.34	1.23	31.2
766L _ 1 X 1	1	25.40	1	.88	22.35	1 5/8	1.97	50.03	2.45	62.23	1.23	31.2
766L _ 1 1/4 X 1 1/4	*1 1/4	31.75	1 1/4	1.09	27.70	2 1/4	2.07	52.59	2.94	74.68	1.62	41.2
766L _ 1 1/2 X 1 1/2	*1 1/2	38.10	1 1/2	1.34	34.00	2 3/8	2.21	56.13	3.28	83.31	1.97	50.0
766L _ 2 X 2	*2	50.80	2	1.81	45.97	2 7/8	2.53	64.26	4.00	101.60	2.66	67.6

* Including low friction paste, see page 91

"D" - Dimension is minimum opening. Dimensions are for reference only, and are subject to change without notice.

766 LR FEMALE CONNECTOR



TUBE (METRIC) TO FEMALE ISO TAPERED THREAD

Ordering Information	A	T	D	W	N	L	I
	Tube O.D.	(ISO)		Hex. Flat			
	mm	inch	mm	mm	mm	mm	mm
766LR_ 3 X 1/8	3	R-1/8	2.4	14	22.1	28.7	12.9
766LR_ 6 X 1/8	6	R-1/8	4.8	14	23.9	31.3	15.3
766LR_ 6 X 1/4	6	R-1/4	4.8	19	28.4	35.8	15.3
766LR_ 6 X 3/8	6	R-3/8	4.8	22	30.2	37.6	15.3
766LR_ 6 X 1/2	6	R-1/2	4.8	27	35.1	42.5	15.3
766LR_ 8 X 1/8	8	R-1/8	6.4	15	24.6	32.1	16.2
766LR_ 8 X 1/4	8	R-1/4	6.4	19	29.5	37.0	16.2
766LR_ 8 X 3/8	8	R-3/8	6.4	22	31.0	38.5	16.2
766LR_ 8 X 1/2	8	R-1/2	6.4	27	35.8	43.3	16.2
766LR_ 10 X 1/8	10	R-1/8	7.9	18	25.4	33.0	17.2
766LR_ 10 X 1/4	10	R-1/4	7.9	19	30.2	37.8	17.2
766LR_ 10 X 3/8	10	R-3/8	7.9	22	31.8	39.4	17.2
766LR_ 10 X 1/2	10	R-1/2	7.9	27	36.6	44.2	17.2
766LR_ 12 X 1/8	12	R-1/8	8.3	22	25.4	35.5	22.8
766LR_ 12 X 1/4	12	R-1/4	9.5	22	30.2	40.3	22.8
766LR_ 12 X 3/8	12	R-3/8	9.5	22	31.8	41.9	22.8
766LR_ 12 X 1/2	12	R-1/2	9.5	27	36.6	46.7	22.8
766LR_ 12 X 3/4	12	R-3/4	9.5	35	38.9	49.0	22.8
766LR_ 15 X 3/8	15	R-3/8	11.9	24	31.8	41.9	24.4
766LR_ 15 X 1/2	15	R-1/2	11.9	27	36.6	46.7	24.4
766LR_ 20 X 1/2	20	R-1/2	15.9	30	37.8	47.9	26.0
766LR_ 20 X 3/4	20	R-3/4	15.9	35	39.6	49.7	26.0
766LR_ 22 X 3/4	22	R-3/4	18.3	35	39.6	49.7	26.0
766LR_ 22 X 1	22	R-1	18.3	41	47.8	57.9	26.0
766LR_ 25 X 3/4	25	R-3/4	21.8	35	41.1	53.4	31.3
766LR_ 25 X 1	25	R-1	21.8	41	50.0	62.3	31.3

Reference Specifications:

DIN -2999
BS -21
JIS -B0203
ISO -7/1-BSP-T

Designation:

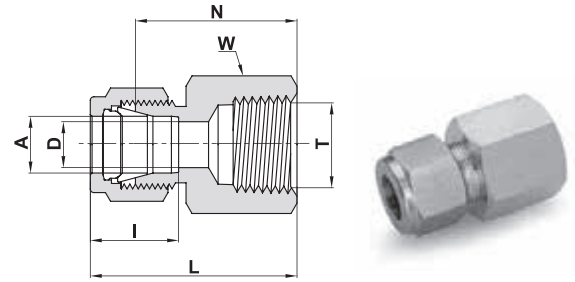
Marking LR on Hex.

"D" - Dimension is minimum opening. Dimensions are for reference only, and are subject to change without notice.

Cont'd next page

766 LR FEMALE CONNECTOR

(Cont'd)



TUBE (INCH) TO FEMALE ISO TAPERED THREAD												
Ordering Information	A Tube O.D.		T (ISO)	D		W Hex Flat	N		L		I	
	inch	mm	inch	inch	mm	inch	inch	mm	inch	mm	inch	mm
766LR _ 1/16 X1/16	1/16	1.58	R-1/16	.05	1.27	7/16	.78	19.81	.93	23.62	.34	8.6
766LR _ 1/16 X 1/8	1/16	1.58	R-1/8	.05	1.27	9/16	.81	20.57	.96	24.38	.34	8.6
766LR _ 1/8 X 1/8	1/8	3.17	R-1/8	.09	2.28	9/16	.87	22.10	1.13	28.70	.50	12.7
766LR _ 1/8 X 1/4	1/8	3.17	R-1/4	.09	2.28	3/4	1.06	26.92	1.32	33.52	.50	12.7
766LR _ 3/16 X 1/8	3/16	4.76	R-1/8	.12	3.04	9/16	.91	23.11	1.17	29.71	.54	13.7
766LR _ 1/4 X 1/8	1/4	6.35	R-1/8	.19	4.82	9/16	.94	23.87	1.23	31.24	.60	15.2
766LR _ 1/4 X 1/4	1/4	6.35	R-1/4	.19	4.82	3/4	1.12	28.44	1.41	35.81	.60	15.2
766LR _ 1/4 X 3/8	1/4	6.35	R-3/8	.19	4.82	7/8	1.19	30.22	1.48	37.59	.60	15.2
766LR _ 1/4 X 1/2	1/4	6.35	R-1/2	.19	4.82	1 1/16	1.38	35.00	1.67	42.42	.60	15.2
766LR _ 5/16 X 1/4	5/16	7.93	R-1/4	.25	6.35	3/4	1.16	29.46	1.45	36.83	.64	16.2
766LR _ 3/8 X 1/8	3/8	9.52	R-1/8	.28	7.11	5/8	1.00	25.40	1.29	32.76	.66	16.8
766LR _ 3/8 X 1/4	3/8	9.52	R-1/4	.28	7.11	3/4	1.19	30.22	1.48	37.59	.66	16.8
766LR _ 3/8 X 3/8	3/8	9.52	R-3/8	.28	7.11	7/8	1.25	31.75	1.54	39.11	.66	16.8
766LR _ 3/8 X 1/2	3/8	9.52	R-1/2	.28	7.11	1 1/16	1.44	36.57	1.73	43.94	.66	16.8
766LR _ 1/2 X 1/4	1/2	12.70	R-1/4	.41	10.41	13/16	1.19	30.20	1.59	40.38	.90	22.9
766LR _ 1/2 X 3/8	1/2	12.70	R-3/8	.41	10.41	7/8	1.25	31.75	1.65	41.91	.90	22.9
766LR _ 1/2 X 1/2	1/2	12.70	R-1/2	.41	10.41	1 1/16	1.44	36.57	1.84	46.73	.90	22.9
766LR _ 5/8 X 1/2	5/8	15.87	R-1/2	.50	12.70	1 1/16	1.44	36.57	1.84	46.73	.96	24.4
766LR _ 3/4 X 1/2	3/4	19.05	R-1/2	.62	15.75	1 1/16	1.44	36.57	1.84	46.73	.96	24.4
766LR _ 3/4 X 3/4	3/4	19.05	R-3/4	.62	15.75	1 5/16	1.50	38.10	1.90	48.26	.96	24.4
766LR _ 1 X 3/4	1	25.40	R-3/4	.88	22.35	1 3/8	1.62	41.14	2.10	53.34	1.23	31.2
766LR _ 1 X 1	1	25.40	R-1	.88	22.35	1 5/8	1.97	50.03	2.45	62.23	1.23	31.2

Reference Specifications:

DIN -2999
BS -21
JIS -B0203
ISO -7/1-BSP-T

Designation:

Marking LR on Hex.

"D" - Dimension is minimum opening. Dimensions are for reference only, and are subject to change without notice.